

# Applicability of Propagation of Ultrasound Waves for Liquids and Glasses Materials

Ravi Kumar<sup>1\*</sup> Dr. T. H. N. Singh<sup>2</sup>

<sup>1</sup> Research Scholar

<sup>2</sup> Assistant Professor, CMJ University, Shillong, Meghalaya

**Abstract** - *The propagation of low-intensity ultrasound in polymers, acting as a high-frequency dynamic mechanical deformation, can be successfully used to monitor changes in the modulus of polymers associated with glass transition, crystallization, cross-linking, and other chemical and physical phenomena related to changes in the viscoelastic behavior, such as gelation phenomena. The velocity of sound is related to the polymer storage modulus and density, whereas the absorption of ultrasonic waves is related to the energy dissipation in the material and, therefore, to the loss modulus. Accordingly, ultrasonic measurements have been used by several authors to monitor the evolution of the viscoelastic moduli of polymers as a function of time or temperature and, recently, become a characterization technique of its own right, generally known as ultrasonic dynamic mechanical analysis (UDMA). Often the technique is used in conjunction with rheological methods as a means of providing a better insight into the viscoelastic behavior of polymer systems. As yet UDMA is underutilized primarily because of the low operating temperatures (usually below 100°C) of commercially available ultrasonic transducers, and also due to the requirement of a coupling medium to ensure an efficient energy transfer mechanism between the transducer and the test material. Despite these limitations, this paper shows that the use of ultrasonics is potentially a powerful method for the characterization of polymers, particularly as a tool for online monitoring of events occurring during polymer processing and in the manufacture of polymer matrix composites. The aim of this paper is to review the progress made in recent years, highlighting the potential and reliability of UDMA for monitoring physical transitions in polymers such as glass transition, melting, crystallization, as well as physical changes taking place during curing of thermosetting resins.*

----- X -----

## 1. INTRODUCTION

Ultrasound application considers non-meddlesome view of tissue structures. Steady ultrasound pictures are consolidated pictures coming about in view of impression of organ surfaces and scattering inside heterogeneous tissues. Ultrasound checking is an insightful procedure including the executive, patient, and ultrasound instruments. Notwithstanding the way that the material science behind ultrasound age, propagation, ID, and change into practical information is decently marvellous, its clinical application is much less intricate. Since ultrasound imaging has improved gigantically all through the latest decade, it can give anaesthesiologists opportunity to honestly target nerve and appropriate anatomical structures. A ultrasound-guided nerve square is a fundamental improvement district for new employments of ultrasound advancement and has become an essential bit of nearby sedation. Understanding the fundamental ultrasound material science presented here will be helpful

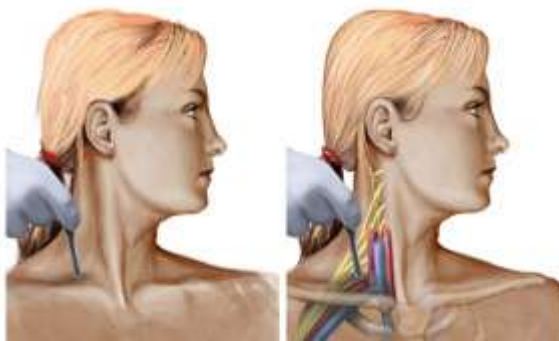
for anaesthesiologists to appropriately pick the transducer, set the ultrasound structure, and a short time later get satisfactory imaging.

### 1.1 HISTORY OF ULTRASOUND

In 1880, French physicists Pierre Curie and his senior kin, Paul-Jacques Curie, found the piezoelectric effect in explicit valuable stones. Paul Langevin, an understudy of Pierre Curie, made piezoelectric materials, which can deliver and get mechanical vibrations with high repeat (thusly ultrasound). During World War I, ultrasound was introduced in the maritime power as an approach to perceive foe submarines. In the clinical field, in any case, ultrasound was from the outset used for helpful rather than suggestive purposes. In the late 1920s, Paul Langevin found that ground-breaking ultrasound could deliver heat in bone and upset animal tissues. Hence, all through the mid 1950s ultrasound was used to treat patients with Ménière ailment, Parkinson disease, and rheumatic joint agony. Decisive uses of ultrasound began through the joint exertion of specialists and sonar (sound

course running) engineers. In 1942, Karl Dussik, a neuropsychiatric, and his kin, Friederich Dussik, a physicist, portrayed ultrasound as a clinical expressive mechanical assembly to picture neoplastic tissues in the cerebrum and the cerebral ventricles. Nevertheless, restrictions of ultrasound instrumentation at the time hindered further headway of clinical applications until the mid-1960s.

The constant B-scanner was made in 1965 and was first introduced in obstetrics. In 1976, the primary ultrasound machines joined with Doppler estimations were modernly open. As to common sedation, as exactly on schedule as 1978, La Grange and his accomplices were the fundamental anaesthesiologists to convey a case game plan report of ultrasound application for periphery nerve bar. They simply used a Doppler transducer to discover the sub clavichord course and performed supraclavicular brachial plexus impede in 61 patients (Figures 1A and 1B). Purportedly, Doppler heading provoked a high square accomplishment rate (98%) and nonattendance of complexities, for instance, pneumothorax, pyretic nerve loss of motion, hematoma, fit, discontinuous laryngeal nerve square, and spinal sedation. In 1989, Ting and Sivagnanaratnam uncovered the use of B-mode ultrasonography to display the existence frameworks of the axils and to watch the spread of neighborhood narcotics during assistant brachial plexus square.



**Figure 1.1 A: Early application of Doppler ultrasound by LaGrange to perform a supraclavicular brachial block. B: Relationship of the brachial plexus of nerves and the sub clavier artery.**


In 1994, Stephan Kapral and associates deliberately investigated brachial plexus with B-mode ultrasound. Since that time, various groups worldwide have worked vigorously to characterize and improve the use of ultrasound imaging in territorial sedation. Ultrasound-guided nerve barricade is at present utilized routinely in the act of provincial sedation in numerous focuses around the world.

Here is a rundown of ultrasound speedy realities:

- 1880: Pierre and Jacques Curie found the piezoelectric impact in precious stones.
- 1915: Ultrasound was utilized by the naval force for recognizing submarines.
- 1920s: Paul Langevin found that powerful ultrasound can create heat in bony tissues and upset creature tissues.
- 1942: The Dussik siblings portrayed ultrasound use as an analytic instrument.
- 1950s: Ultrasound was utilized to treat patients with Ménière infection, Parkinson ailment, and rheumatic joint pain.
- 1965: The ongoing B-check was created and was presented in obstetrics.
- 1978: La Grange distributed the primary case arrangement of ultrasound application for position of needles for nerve squares.
- 1989: Ting and Sivagnanaratnam utilized ultrasonography to show the life systems of the axilla and to watch the spread of nearby sedatives during an axillary square.
- 1994: Steven Kapral and associates investigated brachial plexus barricade utilizing B-mode ultrasound.

### 1.1.1 Definition of Ultrasound

Sound goes as a mechanical longitudinal wave wherein to and fro molecule movement is corresponding to the bearing of wave travel. Ultrasound is high-recurrence sound and alludes to mechanical vibrations over 20 kHz. Human ears can hear sounds with frequencies between 20 Hz and 20 kHz. Elephants can create and distinguish sound with frequencies under 20 Hz for significant distance correspondence; bats and dolphins produce sounds in the scope of 20 to 100 kHz for exact route (Figures 2A and 2B). Ultrasound frequencies usually utilized for clinical finding are somewhere in the range of 2 and 15 MHz. Be that as it may, sounds with frequencies over 100 kHz don't happen normally; just human-created gadgets can both produce and distinguish these frequencies, or ultrasounds.



**Figure 1.2. A: Elephants can generate and detect the sound of frequencies less than 20 Hz for long-distance communication. B: Bats and dolphins produce sounds in the range of 20–100 kHz for navigation and spatial orientation.**

### 1.1.2 Liquid

Liquids hold out properties among solids and gases. Like solids, liquids neither have rigid nature and nor have perfection like gases. The capability of a liquid from both the solid and vaporous states is close to nothing and transforms into to some degree inconvenient similarly as liquid state exists inside an incredibly little extent of temperature and weight. In 1850, Berthelot made unequivocal confirmation that liquids can even now remain perfect to the weights of in any occasion a few atmospheres. Thusly, wherever evacuates, powers between particles are charming and a liquid restricts change of thickness and can't maintain a strategic distance from change of shape.

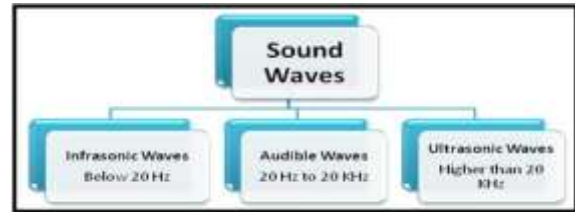
The liquid state study gets befuddled as both the total properties of thick issue and fluid must be considered. Examination of this state of issue is of vital essentialness for advancement and for life on this planet. Various researchers have been finished the investigation to understand the lead of sub-nuclear associations in a liquid state.

### 1.1.3 Sound Waves

Sound is described as a mechanical vibratory sort of imperativeness which is multiplied through a medium by techniques for the development of particles of the medium. Sound speed ranges orchestrated by a thousand meters for consistently in liquid or in liquid mixes containing number of particles and intermolecular partition between them ranges on the solicitation for a few Angstrom units

## 1.2 CLASSIFICATION OF SOUND WAVES

According to frequency range, the longitudinal waves can be divided into three categories such as .



**Figure 1.8: Classification of Sound Waves I) Infrasound Waves**

The sound waves of frequency lower than the audible limit that is below 20 Hz are called infrasound. These waves are produced by large vibrating bodies such as during earthquake, vibrations of pendulum. Human ears are not sensitive to these waves.

### II) Audible Waves

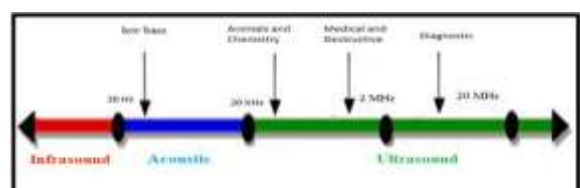
Audible sound waves having frequency range between 20 Hz to 20 KHz. These waves are called as audible waves, because they can be heard by human ears. Such waves are produced by vibrating bodies such as vocal cord (human and animal voice), stretched strings (violin, guitar) and stretched membranes (drums, loudspeaker).

### III) Ultrasonic Waves

Sound waves of frequency higher than 20 KHz are called ultrasonic waves or ultrasonics. Ultrasonic waves are above the limit of human audibility. Human ears are not sensitive to these waves. Animals like dogs, bats and birds are sensitive to particular range of these waves.

### 1.2.1 Ultrasonic Studies

Term ultrasonic got from the Latin words "ultra" implies past, and "sonic" connotes sound. Ultrasonic is the piece of material science stressed over ultrasonic waves; it is portrayed as the vibrations of frequencies more important than the uttermost spans of the discernible range for individuals that are, more critical than around 20 KHz. Ultrasonics is the mix of science and development that is investigation of acoustics and the advancement of sound. Sonic term is applied to those ultrasound waves which are ranges between high frequencies.



**Figure 1.9: Ultrasonic Frequency Spectrum**

## 2. OBJECTIVES OF THE STUDY

1. To investigation the propriety of spread of ultrasound waves for materials (liquids and glasses) portrayal
2. To investigation employment and monstrosity of nuclear relationship in choosing express properties and structure of sub-nuclear systems
3. To gauge the thickness of various materials and gauge ultrasonic speed in these materials.

## 3. LITERATURE REVIEW

Reddy et. al. (2011) examined the volumetric and ultrasonic direct of ethyl acidic destructive surmising with some chloromethane and chloromethane. The exploratory data were used to explain the effect of dynamic chlorination and instauration of ethane particle.

Belsare et. al. (2012) picked express acoustic impedance and adiabatic compressibility's in twofold blends of o-chlorophenol, p-chlorophenol, chlorobenzene and nitrobenzene with benzene. They suggested that particular a feeble venture, for instance, scattering forces ought to be dynamic in these blends.

Govindappa et. al. (2011) evaluated sound paces in twofold blends of l-chlorobutane with benzene, toluene, o-xylene, m-xylene, p-xylene, chlorobenzene, bromobenzene and nitrobenzene. From the sound speed and thickness data, excess compressibility's were settled and it was acknowledged that frail dipole-incited dipole joint undertakings and dipole-dipole facilitated exertion were open in those structures.

Rao et al. (2013) assessed a few wealth purposes of constraint like plenitude enthalpy, bounty consistency and wealth Gibb's free centrality from ultrasonic speed and thickness completes in joined fluid blends of toluene with different alcohols. They accepted that to be the centralization of toluene connected, there was a likelihood of breaking of the hydrogen bonds, which frill the alcohol molecule.

Srinivasulu et. al. (2017) contemplated the compressibility and bounty compressibility from ultrasonic speed and thickness estimations in twofold blends of trichloroethane with different alcohols and saw that excess compressibility's were sure in all these 9 coordinated systems which exhibited that weak correspondences were accessible and that was a prompt outcome

of the structure breaking effects of 1,1,1-trichloroethane.

Singh and Kalsh (2015) evaluated unquestionable thermo acoustical boundaries and wealth thermo dynamical limits in equal blends of tetrabutyltin, tributyltin chloride and dibutyltin dichloride with tetrahydrofuran. They considered that perplexing overhauls are absent in these fluid blends and particles group up heartbreakingly through dissipating powers.

Dewan et. al. (2016) picked the groundwork estimations of ultrasonic velocities in equal blends of ethyl benzene with acetonitrile, butyronitrile, nitromethene and nitro ethane at 303.15K. The test paces were isolated and the speculative characteristics coordinated by Flory, Jacobson and Schaaffs theories. They saw that the speed regards organized using Schaaff's hypothesis agreed well with the test estimations of ultrasonic speed in these consolidated blends.

Rajandran and Benny (2016) evaluated the ultrasonic speed in the twofold blends of triethylamine with different alcohols and diagramed the compressibility and its bounty regard. From the degree and sign of bounty compressibility regards they recommend that strong hydrogen bond association between NH<sub>2</sub> get-together of hiethylamine and OH get-together of alcohols were open in these coordinated structures.

Ramanjappa et. al. (2018) diagramed wealth sound speed and excess unequivocal acoustic impedance in twofold blends of di-n-propylether n-heptanes, 3,6-dioxaoctane + n-heptane and 2,5,8-trioxanonane + n-heptane. In these evaluations they thought about that considering inductive effect a couple of oxygen particles debilitates the C-H bonds and improve the hydrogen holding and this prompts self relationship of particles.

Rao et. al. (2017) surveyed ultrasonic speed and isentropic compressibility's of equal blends of acetonitrile with unequivocal amines of n-butyl amine, sec-butyl amine, tert-butylamine, n-pentylamine, n-hexylamine, n-heptylamine, n-octylamine, and cyclohexylamine at 303.15K. In these evaluations the plenitude isentropic impressibility apparently was 10 negative for the consolidated blends of n-butaline, sec-butyl amine and tert-butalaminine with acetonitrile while positive excess impressibilities were found in the blends of hexylamine, octylamine, pentylamine and heptylamine with acetonitrile. From these discernments they recommended that positive wealth compressibility proposes that slight encouraged effort (on account of loss of dipolar affiliation), which adds to increase in the interspaced between particles in the blend and negative excess compressibility deduces that

strong association between electrostatic forces of dipoles.

Sette (2018) pondered the ultrasonic ingestion in matched mixes of nitrobenzene with benzene, chloroform, chlorobenzene, toluene,  $(CH_3)_2CO$ , methyl alcohol and ethyl alcohol. They saw that the worth of  $\alpha$  decreased promptly when a little proportion of nitrobenzene was added to altogether holding liquids, for example, benzene, carbon tetrachloride, chloroform, and so on. In like way they saw that in the combined mixes of chlorobenzene and toluene with nitrobenzene  $\alpha$  was running between two unadulterated part respects. In the matched structures of nitrobenzene with alcohols, the plot of  $\alpha$  versus mole part of nitrobenzene had a generally over the top at a broadly engaging center intrigue. In the light of these perceptions The understanding between theoretical attributes and starter support of water-liquor mixes was discovered unprecedented.

Andrae et. al. (2018) thought about ultrasonic upkeep in combined mixes of fluid blueprints of two or three amines, alcohols, ketones and ether. Four hypothetical models were utilized to look at the starter results. Considering these models,

Andrae et. al. (2018) assumed that as the social occasion of solute creates  $\alpha$  zero, there is a fast breakdown of water structure showing up as a sharp move in sound speed. As the centralization of the solute develops the agreement between free water and water in structures starts to offer move to ultrasonic processing.

Solovyev et. al. (2018) completed ultrasonic examinations in combined mixes of ethanol with different ethyl halides over a repeat reach out at 15-165MHz. The outcomes displayed that a solitary slackening up exists in ethanol-ethyl chloride mix in this repeat broaden. In like way, a support peak was seen at transitional mixing of ethyl chloride. They clarified the overabundance sound support dependent on the interruption of the nearby sales in one of the segment by the nearness of the particle of the other bit.

#### 4. MATERIALS AND METHODS

This section presents the exploratory strategies used to gauge the thickness, ultrasonic speed (both amino acids and glasses) consistency and miniaturized scale hardness in detail. The fundamental hypothesis engaged with figuring the acoustical, thermo-dynamical and transport boundaries have likewise been plot. The rightness of any exploratory estimations is restricted not just by the precision of the

instrument utilized yet in addition to a significant degree, by the immaculateness of the substances utilized. Polluting influences change the conduct of the amino acids and arrangements impressively. All the synthetics utilized in this current examination work are expository reagent (AR) grade and spectroscopic reagent (SR) evaluation of least measure of 99.9% got from E-merck Germany and Sd-fine synthetic compounds India. These synthetic concoctions were utilized as such moving forward without any more filtration. Water utilized in the trials was deionised, refined and degassed preceding creation arrangements.

#### 5. DATA ANALYSIS

Proteins assume an indispensable job in almost all natural procedures. The three-dimensional structure of proteins and nucleic acids give basic data about the particles yet they give no data about the dependability of an atom or the lively of its communications. Amino acids are the key basic units of proteins and thermodynamic properties of these model mixes in fluid medium give data about solute-solute and solute-dissolvable collaborations, which thus help to see some biochemical procedures, for example, protein hydration, denaturation and conglomeration, and so on. Amino acids in fluid arrangement are ionized and can go about as acids or bases. Information on acids-base property of amino acids is critical in understanding numerous properties of proteins. It is notable that electrolytes impact the steadiness of proteins. A few examinations have uncovered that the nearness of an electrolyte radically influences the conduct of amino acids and peptides in arrangements, and this reality can be utilized for their partition and filtration. As a rule the electrolytes present in our body impact the properties of natural atoms like proteins which are a crucial piece of our body.

#### 6. CONCLUSION

Acoustic and thermodynamically investigations of L-serine, L-valine and L-phenylalanine in watery potassium nitrate at 308.15 K uncover the presence of solid particle dissolvable cooperation. The investigation of amino acids electrolyte communications is significant for immunology, biosynthesis, pharmacology and medication. There is a lot of extension for additional examinations in these amino acids by changing the electrolytes and temperature, which may uncover progressively about particle dissolvable cooperation just as different kinds of collaborations existing between solute-dissolvable atoms. From the size of clear molar compressibility, move volume and the estimations of B-coefficient, it tends to be reasoned that L-serine has more grounded particle dissolvable connection than the other two amino acids. The exchange adiabatic compressibility and

move volume information recommend that particle and particle hydrophilic gathering cooperations are ruling over the particle non polar gathering connections.

## 7. REFERENCES

1. A. Nishara Begun and V. Rajendran, (2007), Structure investigation of TeO<sub>2</sub>- BaO glass employing ultrasonic study, *Materials Letters*, 61, pp. 2143.
2. A.A.G. Walid, H.N. Abdulghanni, and A.A. Abdul-Fattah (2006). Densities and Kinematic Viscosities of Ten Binary Liquid Regular Solutions at 308.15 and 313.15 K, *J. Solution Chem.* 35, pp. 3-8.
3. Abd El-Moneim, A., I.M. Youssof, L. Abd El-Latif (2006). Structural role of RO and Al<sub>2</sub>O<sub>3</sub> in borate glasses using an ultrasonic technique *Acta Materialia*, 54, pp. 3811-3819.
4. Abdel-Baki M., Salem A.M., Abdel-Wahab F.A., El-Diasty F. (2008). "Bond character, optical properties and ionic conductivity of Li<sub>2</sub>O/B<sub>2</sub>O<sub>3</sub>/SiO<sub>2</sub>/Al<sub>2</sub>O<sub>3</sub> glass: effect of structural substitution of Li<sub>2</sub>O for LiCl", *J. non-cryst. solids*, 354, pp. 4527-4533.
5. Abraham, R., Jugan, J., Khadar, A. (1996). Theoretical estimation of ultrasonic velocity in ternary mixtures of methyl ethyl ketone and n-nonane with n-alkanols. *J. Pure Appl. Ultrason.* 18, 114-117.
6. Acharya, S., R. Paikray & G.C. Mohanty (2003). Ultrasonic study of binary mixture of DIBK (di-isobutylketone) with polar liquids, *Indian Journal of Pure & Applied Physics*, 41 855-890.
7. Acosta J., Arce A., Rodil E. and Ana Soto (2001). Speeds of Sound, Refractive Indices, and the Corresponding Changes of Mixing at 25°C and Atmospheric Pressure for Systems Composed by Ethyl Acetate, Hexane, and Acetone, *J. Chem. Eng. Data*, Vol.46, pp. 1176-1180.
8. Adgaonkar C.S. and Agnihotri (1989). Theoretical evaluation of ultrasonic velocity in binary liquid mixtures, *Ultrason*, 27, pp. 248-251.
9. Adhikhari, A. B., Rahman, I. M., Uddin, M. A., Hasegawa, H., & Majid, M. A. (2009). Volumetric behavior of the binary mixtures of methyl ethyl ketone with n-hexane, cyclohexane, and benzene at T=(303.15, 313.15, and 323.15) K. *Journal of Chemical & Engineering Data*, 54(3), pp. 1138-1141.
10. Akhtar, Y. & Ibrahim, S. F. (2011). Ultrasonic and thermodynamic studies of glycine in aqueous electrolytes solutions at 303K. *Arabian Journal of Chemistry*, 4(4), pp. 487-490.

---

### Corresponding Author

**Ravi Kumar\***

Research Scholar